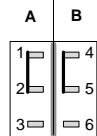


All voltages measured with respect to ground using a strat in neck position strumming an open E chord for the signal.

Where two AC voltage measurements are listed, the measurement on top is for the **distortion pot set to max** and the measurement on the bottom is for the **distortion pot set to min**. (The volume control was set to max and the tone control was set to half-way).

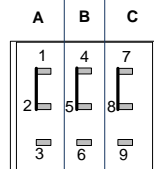
### P-H541

DPDT "Mid-Shift"  
Toggle Switch

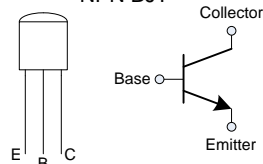


### P-H501

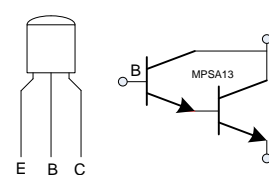
3PDT  
Footswitch



### MPSA18 NPN BJT



### MPSA13 NPN Darlington Transistor



# MOD

www.modkitsdiy.com

Copyright © 2014 by modkitsdiy.com

**"The Aggressor" (K-995)  
Schematic**