








Push back the braided shield using a pair of pliers. Then strip the end of the center conductor. Mount the wire on a helping hands or similar tool.



Slide the RCA plug over the stripped cable and solder the wire to the tip. Flip the cable upside down, push down the braided shield so it touches the sleeve of the RCA plug. Quickly solder the shield to the sleeve to avoid shorts from overheating the wire's insulation.



Repeat the same process both ends of the wire to complete your cable.