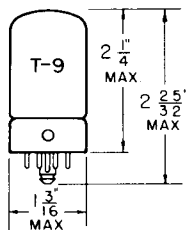


## TUNG-SOL

## PENTODE



GLASS BULB


COATED UNIPOTENTIAL CATHODE

HEATER

6.3 VOLTS 450 MA.

AC OR DC

ANY MOUNTING POSITION



BOTTOM VIEW

LOCK-IN  
8 PIN BASE  
8V

THE 7G7/1232 IS A SHARP CUT-OFF PENTODE VOLTAGE AMPLIFIER USING THE LOCK-IN CONSTRUCTION. IT IS DESIGNED FOR USE IN TELEVISION OR OTHER HIGH-FREQUENCY AMPLIFIERS WHERE THE LOW IMPEDANCE CIRCUITS REQUIRED, RESULT IN LOW GAIN WHICH MAY BE PARTIALLY COMPENSATED FOR BY USE OF A HIGH TRANSCONDUCTANCE TUBE.

## DIRECT INTERELECTRODE CAPACITANCES

WITH RMA SHIELD #308 CONNECTED TO CATHODE

GRID TO PLATE: (G TO P) MAX.	0.006	$\mu\text{f}$
INPUT: $G_1$ TO (H+K+ $G_2$ + $G_3$ +S)	9	$\mu\text{f}$
OUTPUT: P TO (H+K+ $G_2$ + $G_3$ +S)	7	$\mu\text{f}$

## RATINGS

INTERPRETED ACCORDING TO RMA STANDARD M8-210

HEATER VOLTAGE	6.3	VOLTS
MAXIMUM HEATER-CATHODE VOLTAGE	90	VOLTS
MAXIMUM PLATE VOLTAGE	300	VOLTS
MAXIMUM GRID #2 VOLTAGE	100	VOLTS
MAXIMUM GRID #2 SUPPLY VOLTAGE	300	VOLTS
MAXIMUM POSITIVE DC GRID #1 VOLTAGE	0	VOLTS
MAXIMUM PLATE DISSIPATION	1.5	WATTS
MAXIMUM GRID #2 DISSIPATION	0.3	WATT

## TYPICAL OPERATING CONDITIONS AND CHARACTERISTICS

CLASS  $A_1$  AMPLIFIER

HEATER VOLTAGE	6.3	VOLTS
HEATER CURRENT	450	MA.
PLATE VOLTAGE	250	VOLTS
GRID #3 VOLTAGE AND PIN #5	PIN #4 AND PIN #5 CONNECTED TO PIN #7 AT SOCKET	
GRID #2 VOLTAGE	100	VOLTS
GRID #1 VOLTAGE	-2	VOLTS
PLATE RESISTANCE	0.8	MEGOHM
TRANSCONDUCTANCE	4 500	$\mu\text{MHOS}$
PLATE CURRENT	6	MA.
GRID #2 CURRENT	2	MA.
GRID #1 VOLTAGE (APPROX.) FOR $I_b = 10 \mu\text{A}$ .	-7	VOLTS

SIMILAR TYPE REFERENCES: Ratings and characteristics somewhat similar to types 7L7 and 1231.

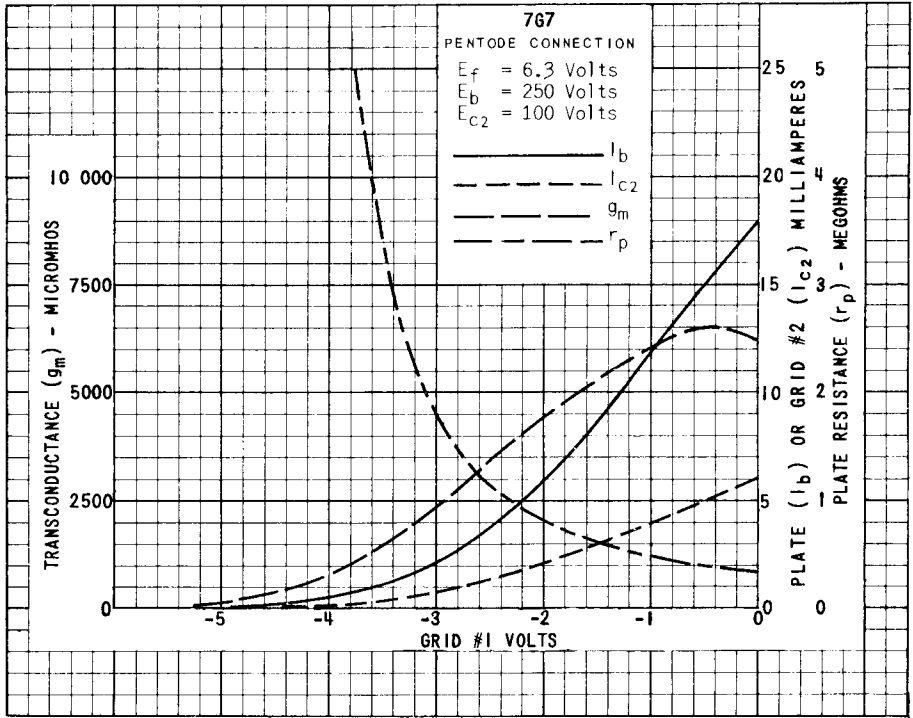
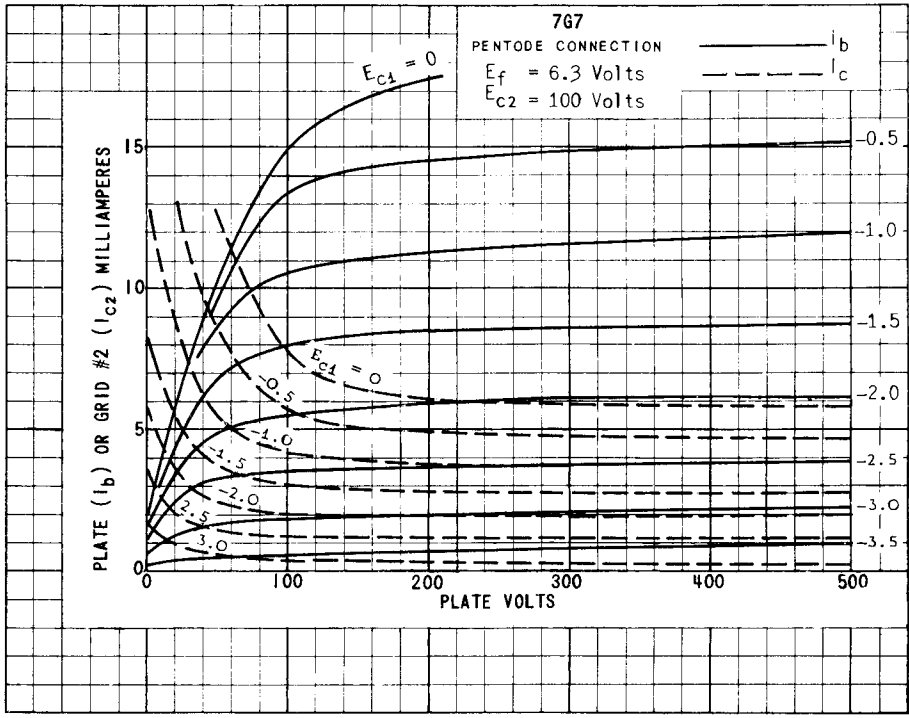


PLATE 2295  
 DEC. 1 1949