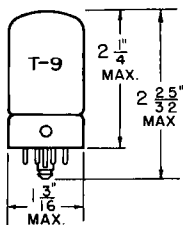


TUNG-SOL

TRIODE




GLASS BULB

COATED UNIPOTENTIAL CATHODE

HEATER
6.3 VOLTS 300 MA.
AC OR DC

ANY MOUNTING POSITION



BOTTOM VIEW
LOCK-IN
8 PIN BASE
5AC

THE 7A4 IS A MEDIUM-MU TRIODE USING THE LOCK-IN CONSTRUCTION. IT IS DESIGNED FOR USE AS AN OSCILLATOR, DETECTOR OR AMPLIFIER. IT IS CHARACTERIZED BY MODERATELY HIGH TRANSCONDUCTANCE. IT IS PARTICULARLY APPLICABLE FOR SERVICE IN THE HIGHER FREQUENCIES.

DIRECT INTERELECTRODE CAPACITANCES

EXTERNAL SHIELD #308 CONNECTED TO CATHODE

| | | |
|-------------------------|-----|----|
| GRID TO PLATE: (G TO P) | 4 | μf |
| INPUT: G TO (H+K) | 3.4 | μf |
| OUTPUT: P TO (H+K) | 3 | μf |

RATINGS

INTERPRETED ACCORDING TO RMA STANDARD M8-210

| | | |
|------------------------------------|-----|--------|
| HEATER VOLTAGE | 6.3 | VOLTS |
| MAXIMUM HEATER-CATHODE VOLTAGE | 90 | VOLTS |
| MAXIMUM PLATE VOLTAGE | 300 | VOLTS |
| MAXIMUM PLATE DISSIPATION | 2.5 | WATTS |
| MINIMUM EXTERNAL GRID BIAS VOLTAGE | 0 | VOLTS |
| MAXIMUM GRID CIRCUIT RESISTANCE | 1 | MEGOHM |

TYPICAL OPERATING CONDITIONS AND CHARACTERISTICS

CLASS A₁ AMPLIFIER

| | | | |
|----------------------|-------|-------|-------|
| HEATER VOLTAGE | 6.3 | 6.3 | VOLTS |
| HEATER CURRENT | 300 | 300 | MA. |
| PLATE VOLTAGE | 90 | 250 | VOLTS |
| GRID VOLTAGE | 0 | -8 | VOLTS |
| SELF-BIAS RESISTOR | 0 | 900 | OHMS |
| PLATE CURRENT | 10 | 9 | MA. |
| PLATE RESISTANCE | 6 700 | 7 700 | OHMS |
| TRANSCONDUCTANCE | 3 000 | 2 600 | μMHOS |
| AMPLIFICATION FACTOR | 20 | 20 | |

PLATE
2768
OCT. 1
1951

7A4 (14A4)


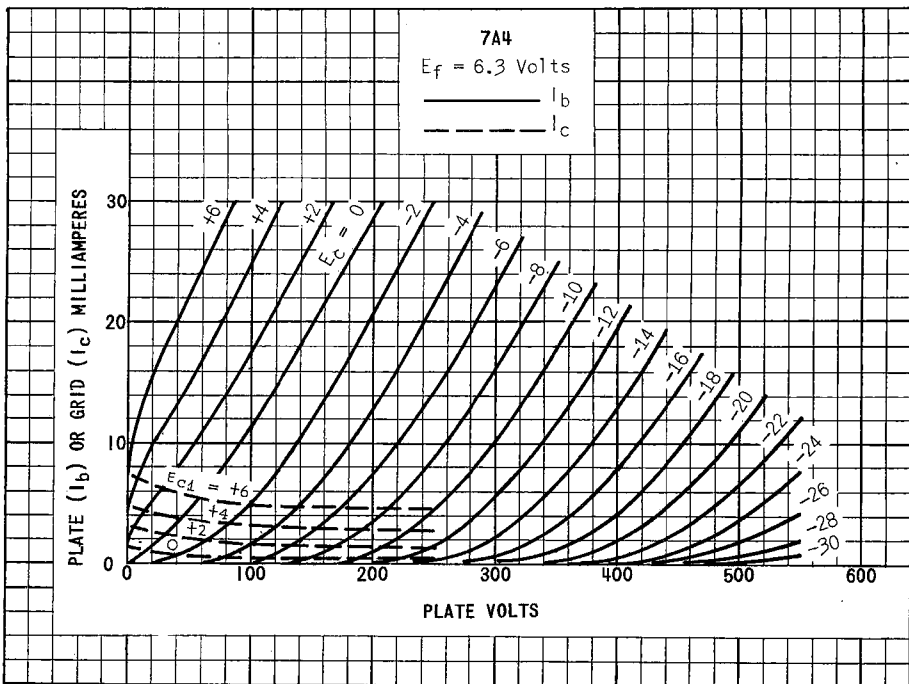


PLATE
 2769
 OCT. 1
 1951

