

MECHANICAL DATA

Bulb T-9
 Base¹ Intermediate Shell Octal, Low Loss Phenolic 8-Pin
 Basing 8BD
 Cathode Coated Unipotential
 Mounting Position Any

RATINGS

Shock (Intermittent Service-Abs. Max.) 450 g
 Vibration (Continuous Service-Design Center) 2.5 g
 Mechanical Resonance None Below 100 cps

ELECTRICAL DATA

HEATER CHARACTERISTICS

Heater Voltage (Avg.) 6.3 Volts
 Heater Voltage (Abs. Max.) 7.0 Volts
 Heater Voltage (Design Center) 6.3 Volts
 Heater Current (Avg.)² 300 Ma
 Heater Current (Max.) 325 Ma
 Heater Current (Min.)² 275 Ma

RATINGS

| | Absolute Max. | Design Center |
|--|------------------|------------------|
| Plate Voltage | 275 | 250 Volts |
| Plate Dissipation (Each Plate) | 1.1 | 1.0 Watts |
| Positive Grid Voltage | | 0 Volts |
| Heater-Cathode Voltage | 100 | 90 Volts |

CHARACTERISTICS AND TYPICAL OPERATION

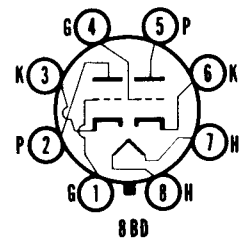
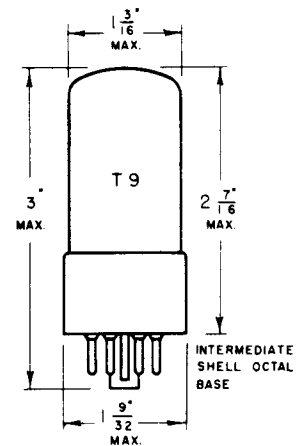
| Class A Amplifier | Min. ² | Avg. | Max. ² |
|---|-------------------|------|-------------------|
| Plate Voltage | | 250 | Volts |
| Grid Voltage | | -2 | Volts |
| Cathode Bias Resistor | | 870 | Ohms |
| Plate Current | 1.4 | 2.3 | 3.2 Ma |
| Transconductance | 1200 | 1600 | 2000 μ mhos |
| Amplification Factor | 55 | 70 | 85 |
| Plate Current When E _c = -5.75 Volts | | | 25 μ a |
| Heater-Cathode Leakage at \pm 100 Volts | | | 20 μ a |
| Grid Current | | | 1.0 μ a |

NOTES:

1. Maximum base dielectric loss factor is 0.1. Reference: ASTM Designation D-150-47I.
2. Limits given here are the extremes which may be found in production.

QUICK REFERENCE DATA

Rugged high mu twin triode designed for service as a resistance coupled amplifier or phase inverter in applications requiring resistance to shock and vibration.

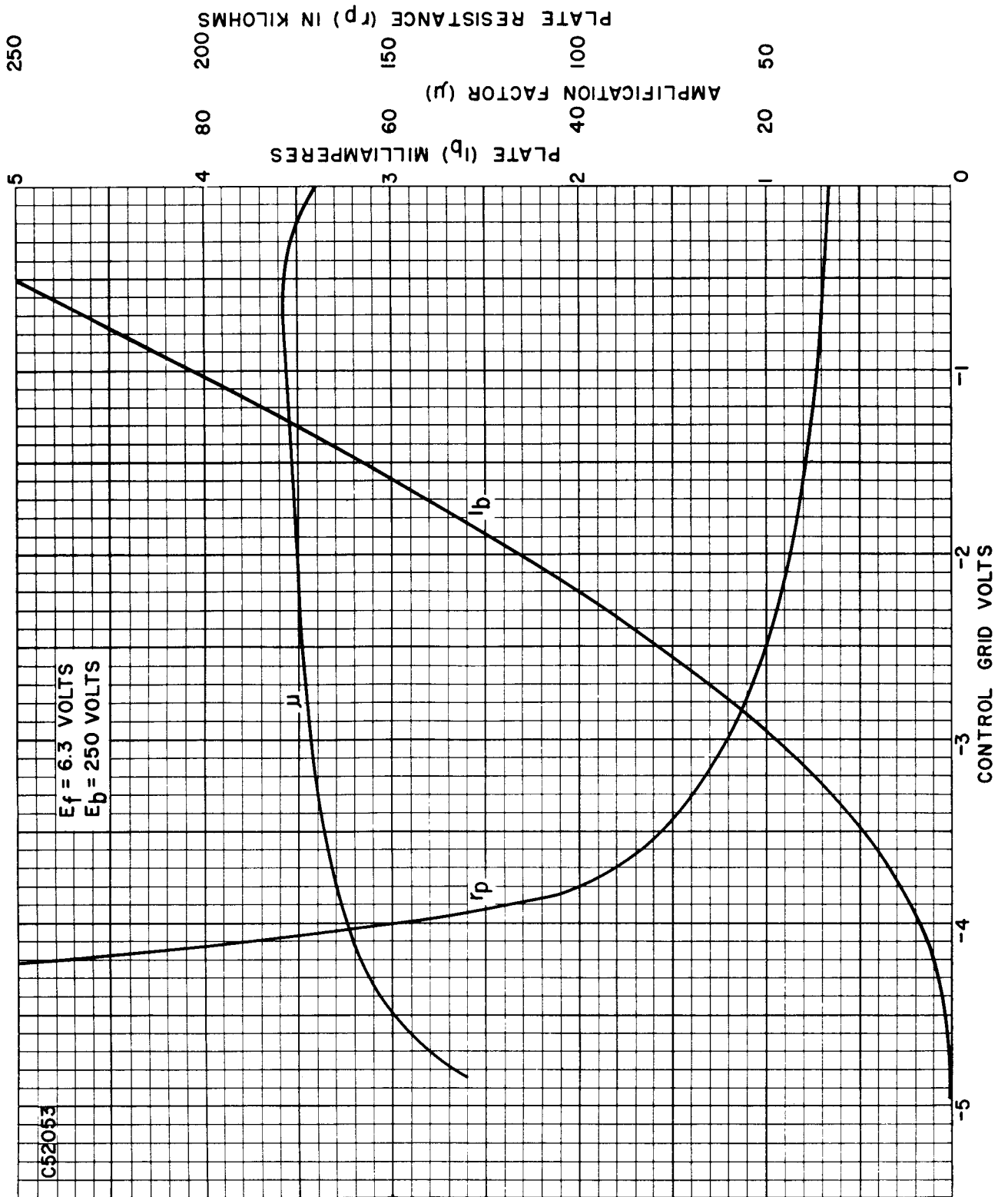


**SYLVANIA ELECTRIC
PRODUCTS INC.**

*Prepared and Released By The
TECHNICAL PUBLICATIONS SECTION
EMPORIUM, PENNSYLVANIA*

APRIL 1953

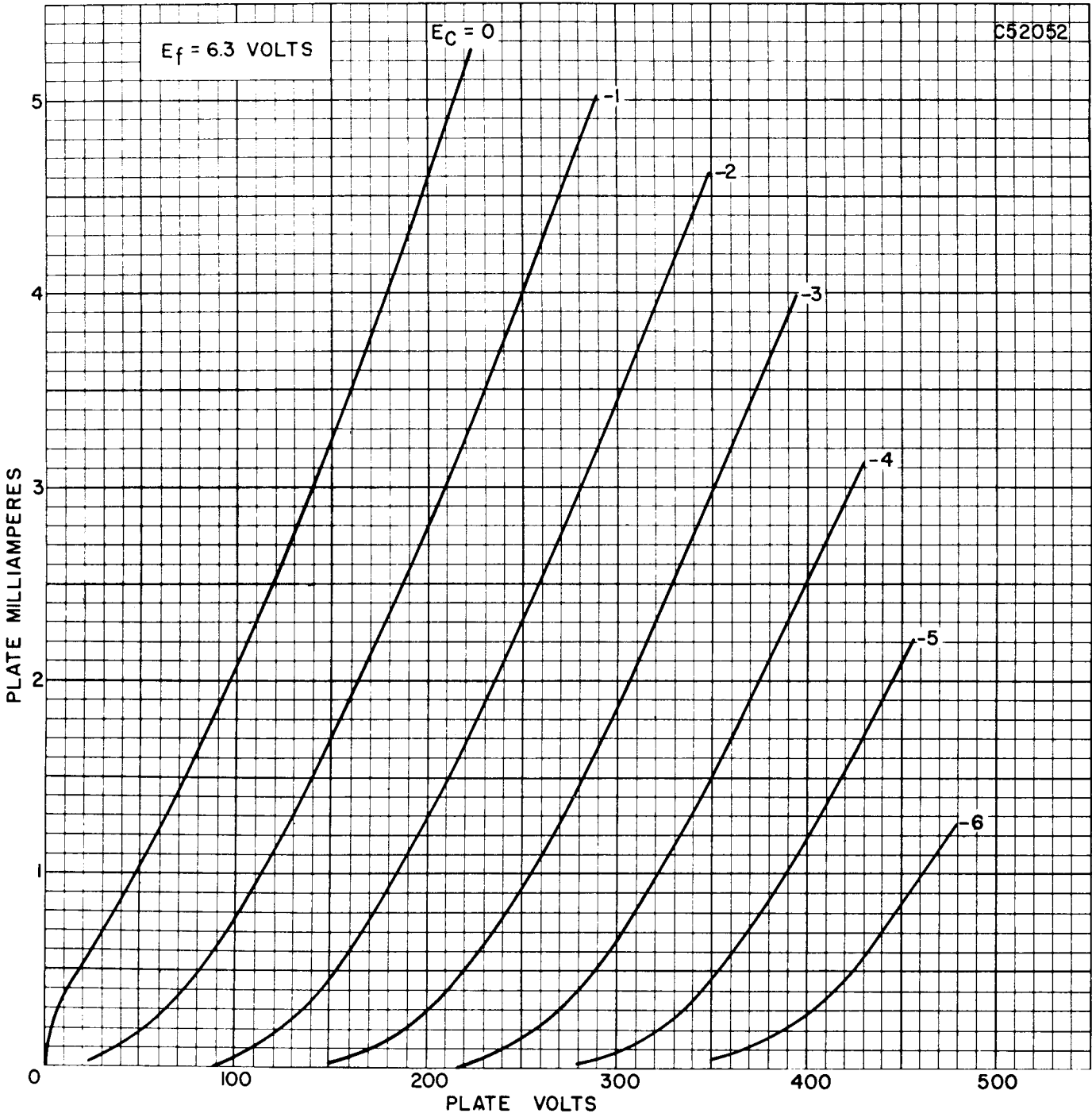
AVERAGE TRANSFER CHARACTERISTICS



SYLVANIA

6SL7WGT

AVERAGE PLATE CHARACTERISTICS



C52052