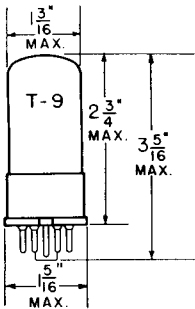


TUNG-SOL

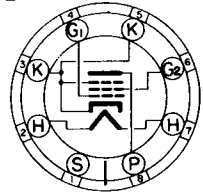
SHARP CUT-OFF RF AMPLIFIER PENTODE



COATED UNIPOTENTIAL CATHODE
6.3 VOLTS 0.3 AMPERE
AC OR DC

IN CIRCUITS WHERE THE CATHODE IS NOT DIRECTLY CONNECTED TO THE HEATER, THE POTENTIAL DIFFERENCE BETWEEN HEATER AND CATHODE SHOULD BE KEPT AS LOW AS POSSIBLE.

GLASS BULB
ANY MOUNTING POSITION



BOTTOM VIEW

SMALL WAFER 8 PIN
OCTAL AND METAL SHELL

THE 6SH7GT IS A TRIPLE GRID SHARP CUT-OFF AMPLIFIER. IT IS DESIGNED FOR SERVICE IN HIGH GAIN RF AND IF AMPLIFIER APPLICATIONS AND FOR LIMITER SERVICE IN FM RECEIVERS. THE DOUBLE CATHODE CONNECTION IS USEFUL IN REDUCING CATHODE CIRCUIT COUPLING.

RATINGS

INTERPRETED ACCORDING TO RMA STANDARD MG-210

MAXIMUM PLATE VOLTAGE	300	VOLTS
MAXIMUM SCREEN VOLTAGE	150	VOLTS
MAXIMUM SCREEN SUPPLY VOLTAGE	300	VOLTS
MAXIMUM PLATE DISSIPATION	3.0	WATTS
MAXIMUM SCREEN DISSIPATION	0.7	WATT

DIRECT INTERELECTRODE CAPACITANCES

WITH SHELL CONNECTED TO CATHODE

GRID TO PLATE	0.003 MAX.	μmf
INPUT	8.5	μmf
OUTPUT	7.0	μmf

TYPICAL OPERATING CONDITIONS AND CHARACTERISTICS

PLATE VOLTAGE	100	250	VOLTS
SCREEN VOLTAGE	100	150	VOLTS
GRID VOLTAGE	-1.0	-1.0	VOLT
PLATE RESISTANCE (APPROX.)	0.35	0.90	MEG OHM
TRANSCONDUCTANCE	4 000	4 900	μMHOS
PLATE CURRENT	5.3	10.8	MA.
SCREEN CURRENT	2.1	4.1	MA.
GRID BIAS FOR PLATE CURRENT	-4.0	-5.5	VOLTS
CUT-OFF ($10 \mu\text{A}$)			

SIMILAR TYPE REFERENCE: Somewhat similar to type 7L7.

PLATE
1581

JULY 31,
1945

6SH7GT

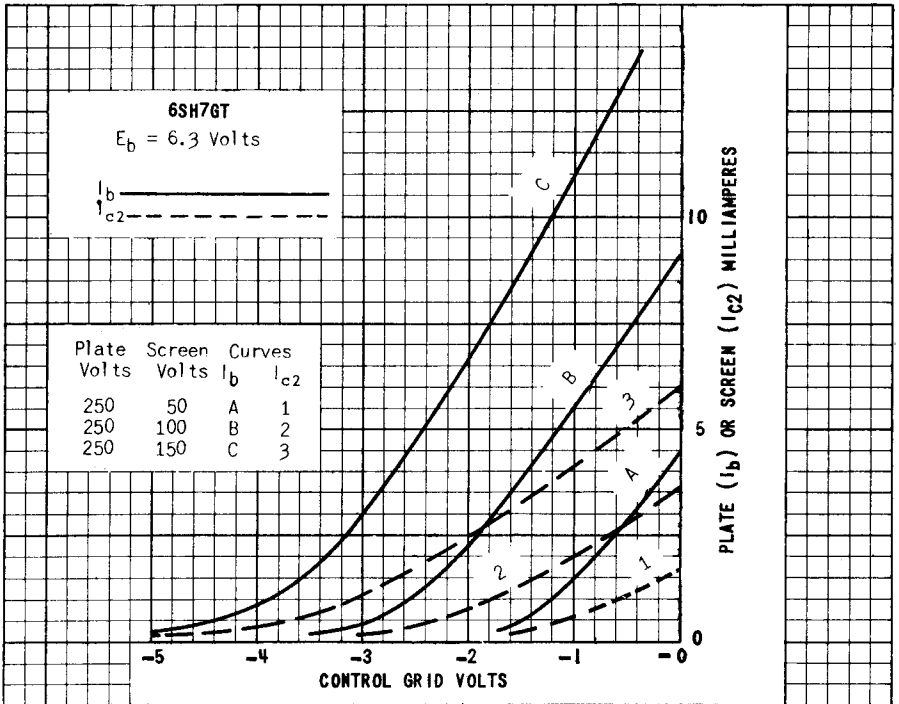
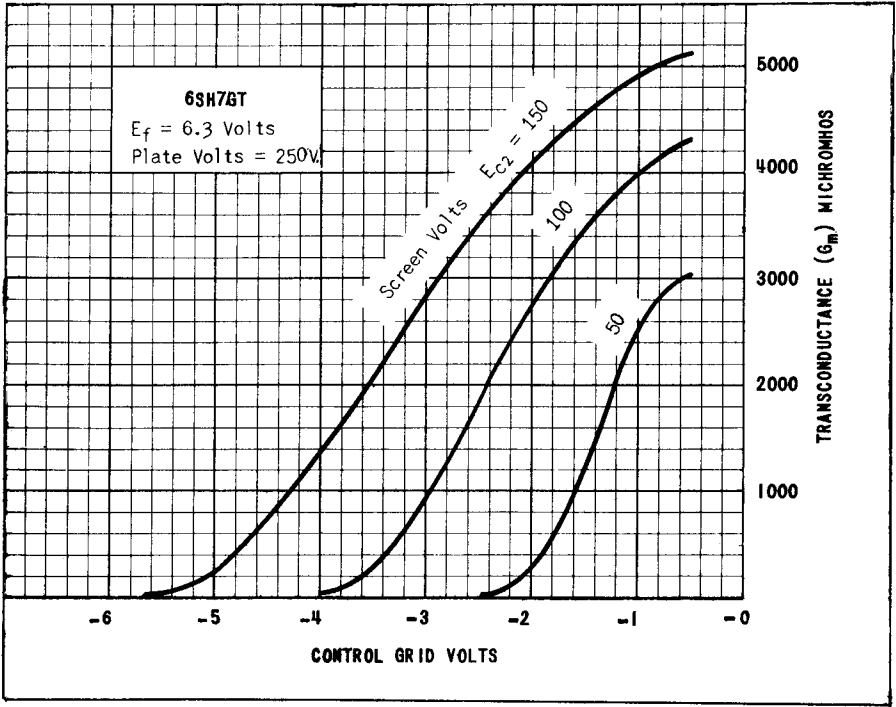
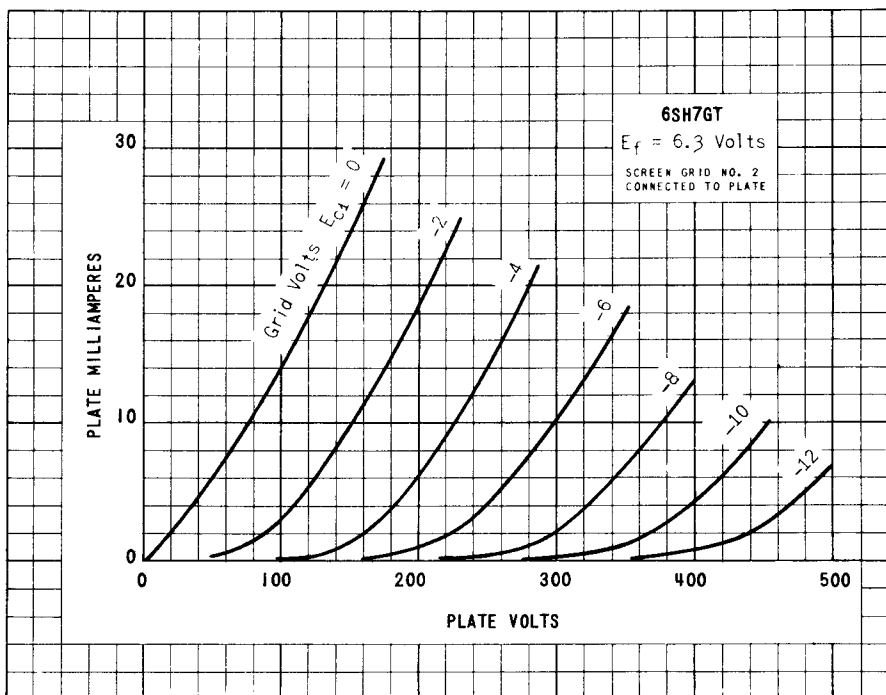
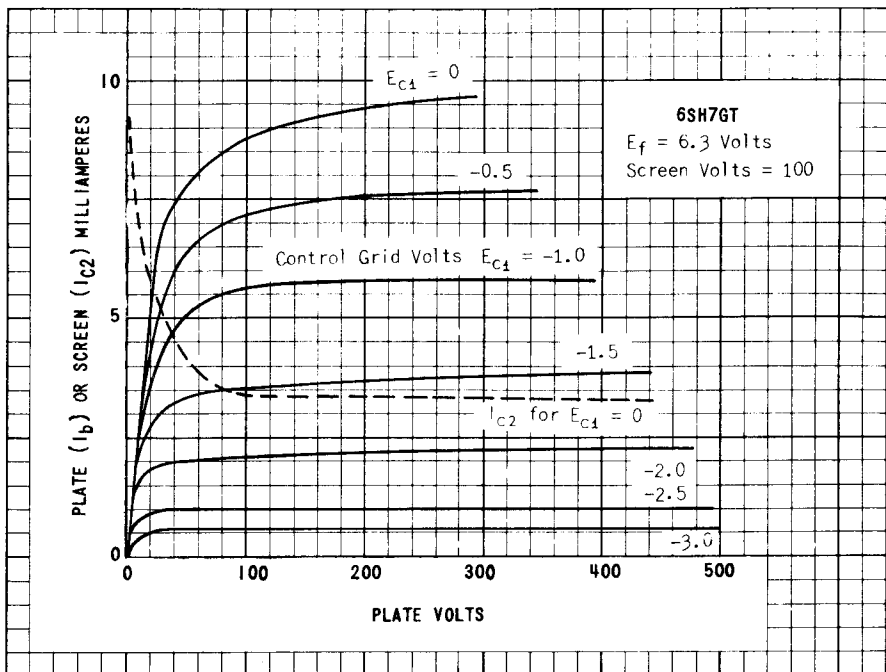


PLATE
 1982
 JULY 31,
 1945



PRINTED IN U. S. A.

PLATE
 1583
 JULY 31
 1945